

PM-1550-10-LD



DEVICE

10 GHz 1550 nm Phase Modulator

OVERVIEW

The Optilab PM-1550-10-LD phase modulator is a high performance, 10 GHz LiNbO3 modulator. This modulator can provide phase modulation with a low driving voltage. Its low insertion loss provides for its maximum transmission power. The PM-1550-10-LD modulator uses polarization maintaining (PM) input and output fibers, making it easy to integrate with other optical components. Contact Optilab for more information.


FEATURES

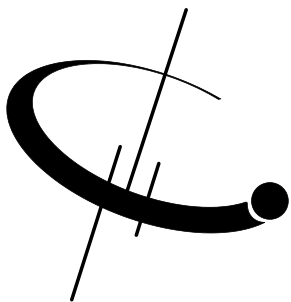
- 10 GHz Bandwidth
- Low Optical Loss
- Low Drive Voltage
- 1525 nm to 1565 nm
- Minimal Back Reflections
- Polarization Maintaining

USE IN

- Coherent Communications
- Optical Chirping
- Optical Sensing
- FM Spectroscopy
- Frequency Shifting
- Laser Linewidth Broadening

FUNCTIONAL DIAGRAM





PM-1550-10-LD

SPECIFICATIONS


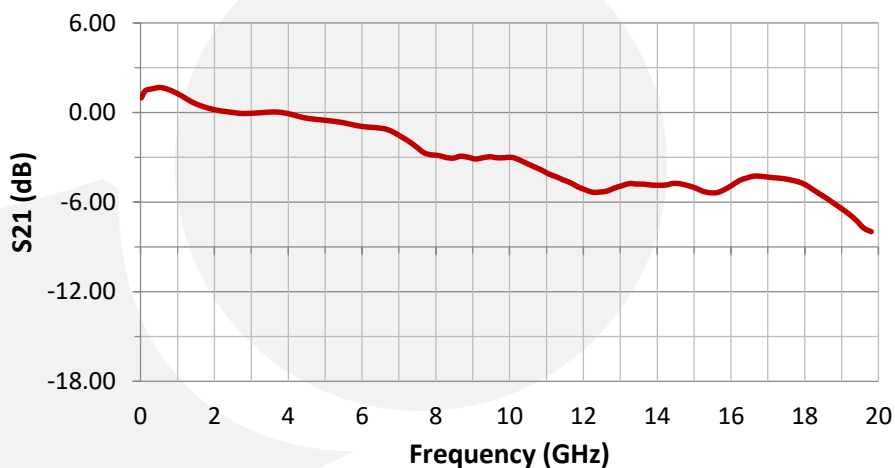
Input Optical Power	40 mW max.
Operating Wavelength	1525 nm to 1570 nm
Insertion Loss	3 dB typ., 3.5 dB max.
Polarization Extinction Ratio	≥ 21 dB
Optical Return Loss	≥ 30 dB
S21 Bandwidth	5 GHz typ. @ -3 dB
S11 Return Loss	≤ -10 dB @ 5 GHz
$V\pi$	5 V typ. @ 1 GHz
RF Input Power	+30 dBm max.
Impedance	50 Ω typ.

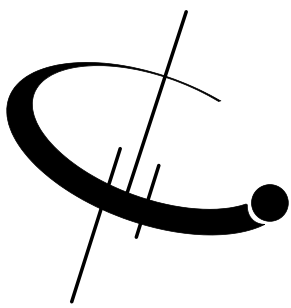
GENERAL

Operating Temperature	-55°C to +75°C
Storage Temperature	-60°C to +90°C
Operating Humidity	0% to 90% Relative Humidity
Input/Output Fiber	Panda - PM 1550
Input/Output Connector	PM FC/APC, request for others
RF Port Connectors	K Connector
Cabling	900 μ m tubing
Dimensions	3.783" x 0.981" x 0.640"

MECHANICAL

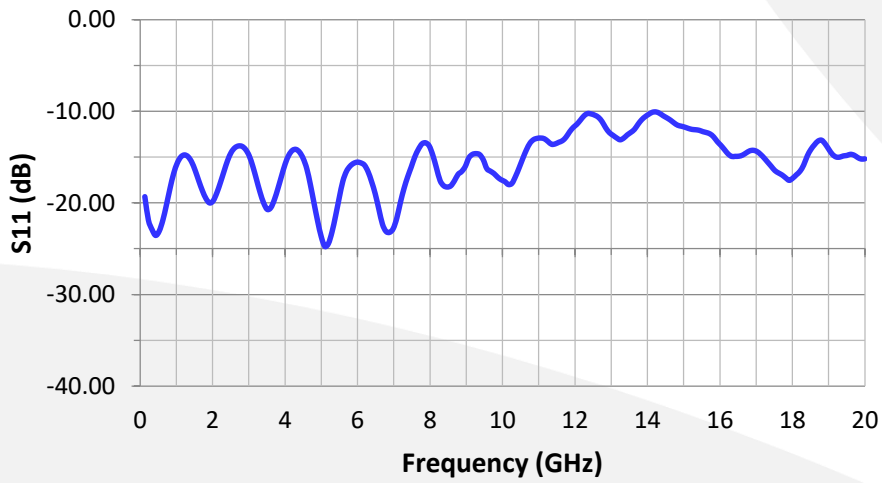
TYPICAL S21 RESPONSE





PM-1550-10-LD

TYPICAL S11 RESPONSE



MECHANICAL DRAWING

