


PM-785-0.5



DEVICE

785 nm, 500 MHz Phase Modulator

OVERVIEW

The Optilab PM-785-0.5 phase modulator is a 500 MHz LiNbO3 modulator. This modulator can provide phase modulation with a low driving voltage. Its low insertion loss provides for its maximum transmission power. The PM-785-0.5 modulator uses polarization maintaining (PM) input and output fibers, making it easy to integrate with other optical components. Contact Optilab for more information.

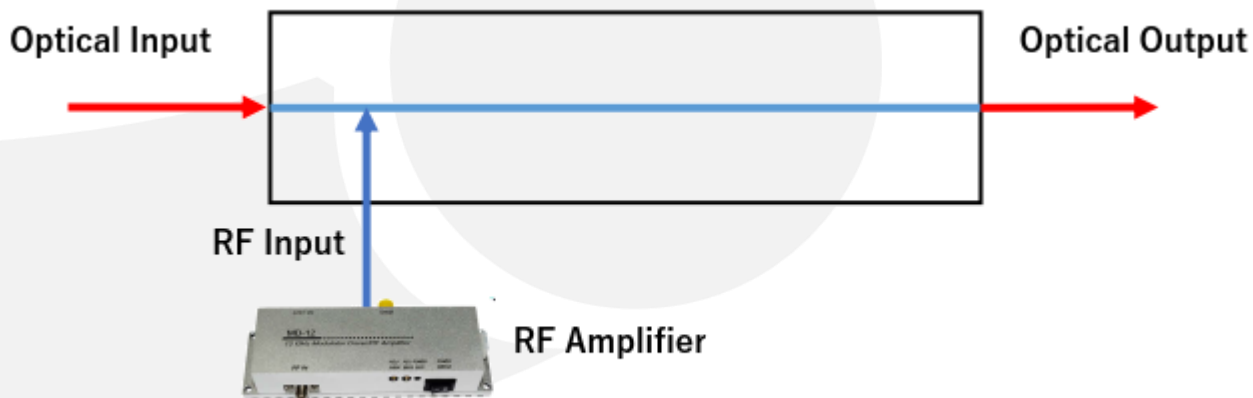
FEATURES

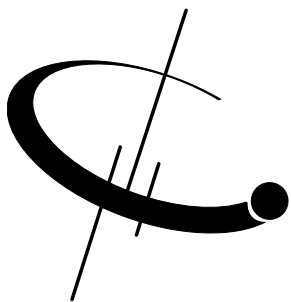
- Up to 500 MHz Bandwidth
- Low Optical Loss
- 785 nm operating wavelength
- Low Drive Voltage
- Minimal Back Reflections
- Polarization Maintaining

USE IN

- Coherent Communications
- Optical Chirping
- Optical Sensing
- FM Spectroscopy
- Frequency Shifting
- Laser Linewidth Broadening

FUNCTIONAL DIAGRAM





PM-785-0.5

SPECIFICATIONS

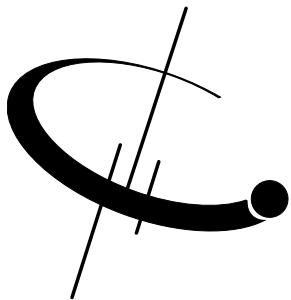
GENERAL

Input Optical Power	20 mW max.
Operating Wavelength	785 ± 20 nm
Insertion Loss	3.0 dB typ., 3.5 dB max.
Extinction Ratio	≥ 21 dB min
Optical Return Loss	≤ -30 dB
S21 Bandwidth (RF Port)	300 MHz typ. @ -3 dB
V π (RF Port)	4 V typ. @ 1 GHz
RF Input Power	+30 dBm max.

MECHANICAL

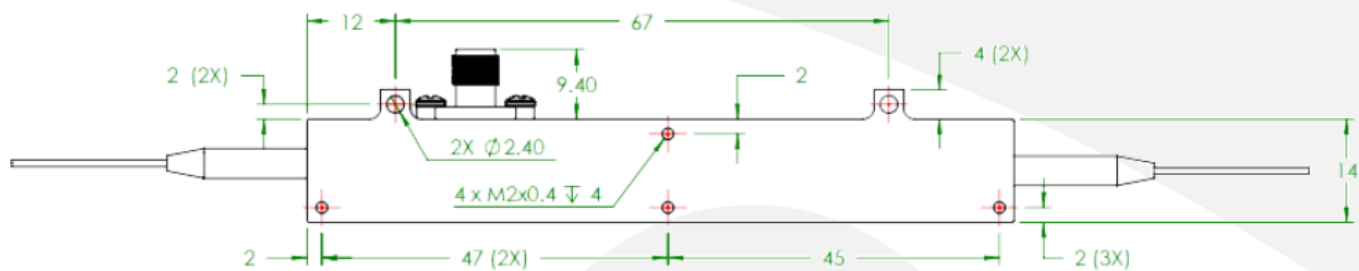
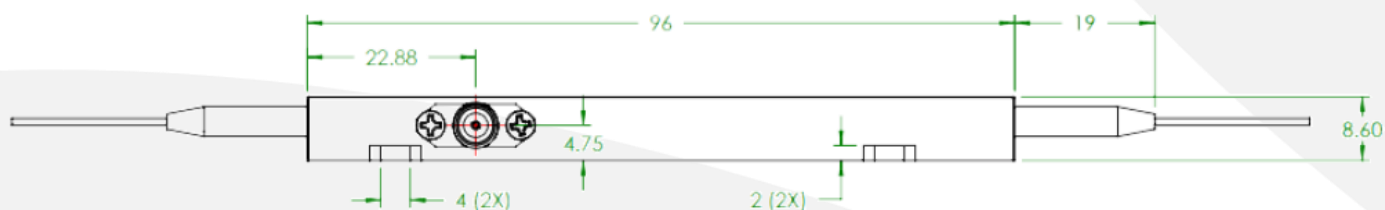
Operating Temperature (Standard)	-55 °C to +75 °C
Storage Temperature	-60 °C to +90 °C
Operating Humidity	0% to 90% Relative Humidity
Input/Output Fiber Type	Panda – PM 785
Input/Output Connector	PM FC/APC, request for others
Material	LiNbO ₃
RF Port Connectors	K Connector
Cabling	900 μ m tubing
Dimensions	3.783" x 0.981" x 0.640"





PM-785-0.5

MECHANICAL DRAWING



Unit: mm

